

## Rail Freight Corridor Punctuality Development Report

### Southern part (Italy / Austria / Germany)

**Parameters:**

Time period:	2020-07
Train type:	Freight
Punctuality threshold:	30 min.
Train number from:	
Train number to:	
List of train numbers:	
Point list name:	RFC3 Brennero
List of points:	
List of IMs:	
List of RUs:	

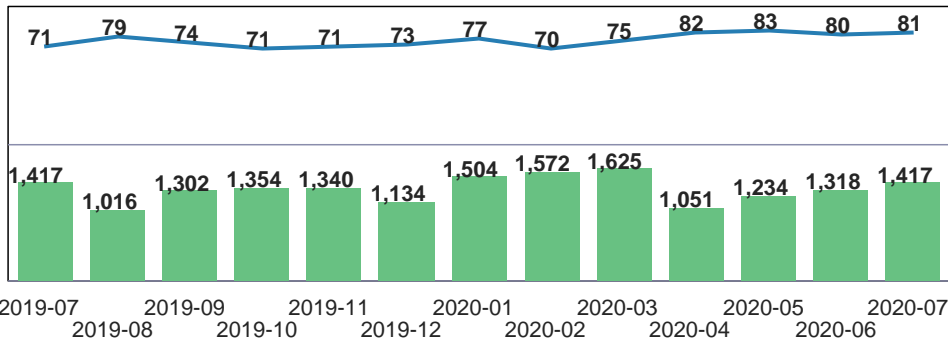
\*parameter will not be shown in table above if it is not chosen or entered (train from/to, list of train numbers) or if all possible options are chosen (list of points, list of IMs, list of RUs).

**Number of trains considered in report:**

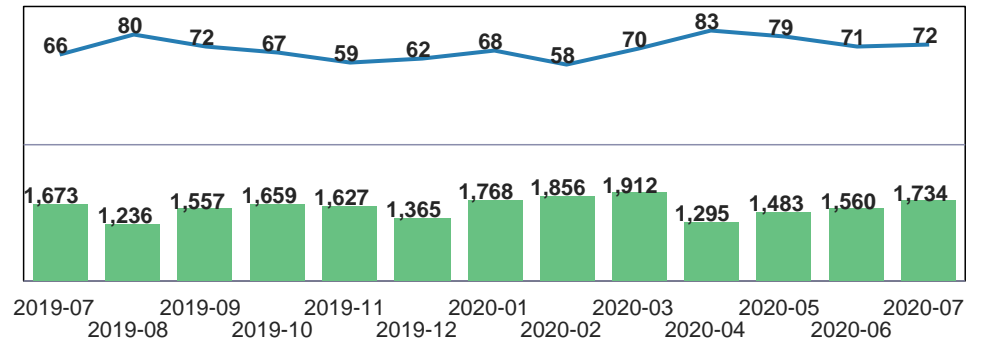
North-South	South-North
Number of trains	Number of trains
1761	1996

## Punctuality Development over period of 13 months North-South

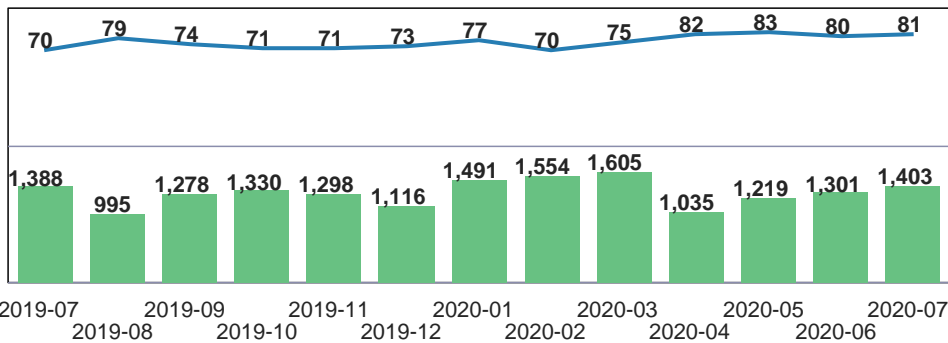
Real Origin



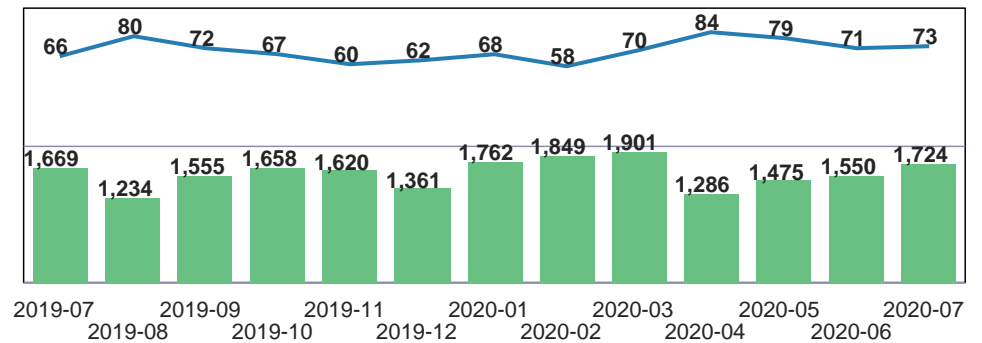
Real Destination



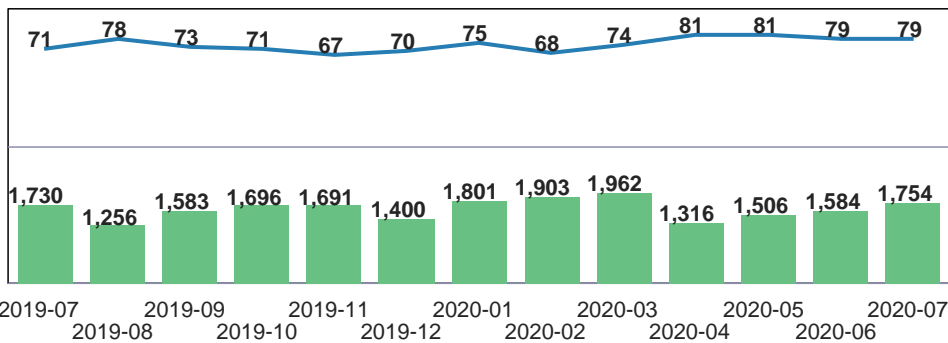
IM Origin



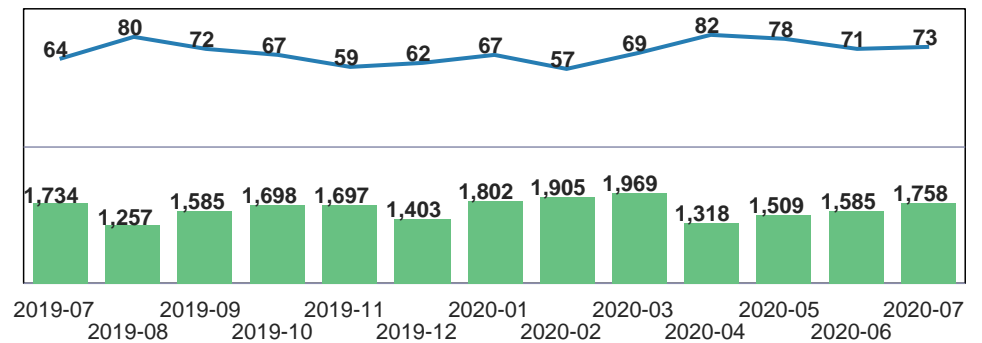
IM Destination



RFC Entry

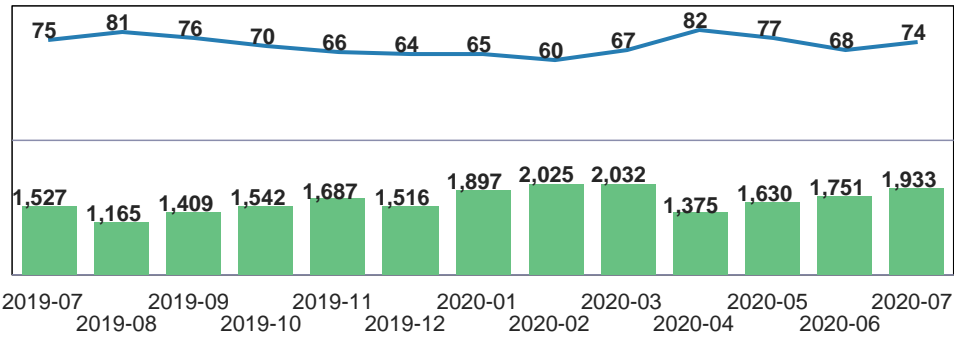


RFC Exit

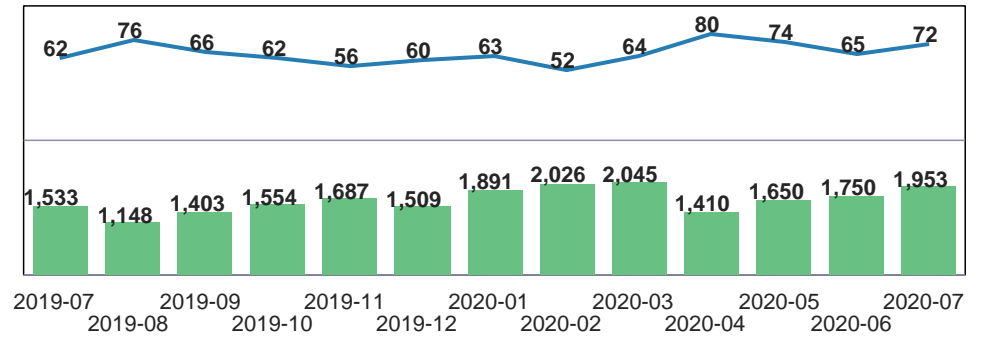


## Punctuality Development over period of 13 months South-North

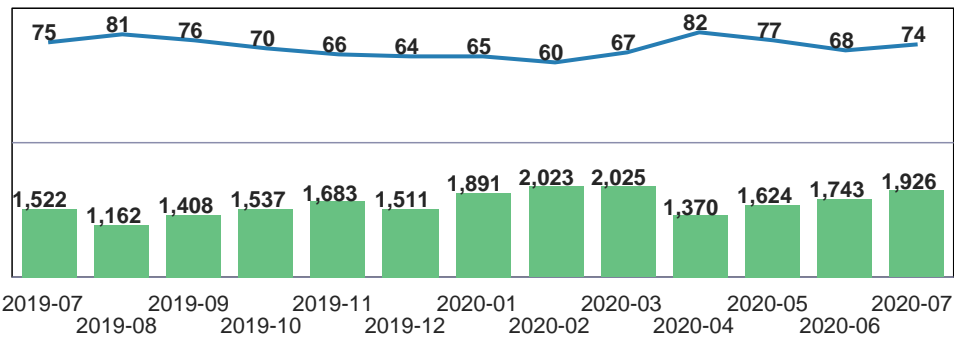
Real Origin



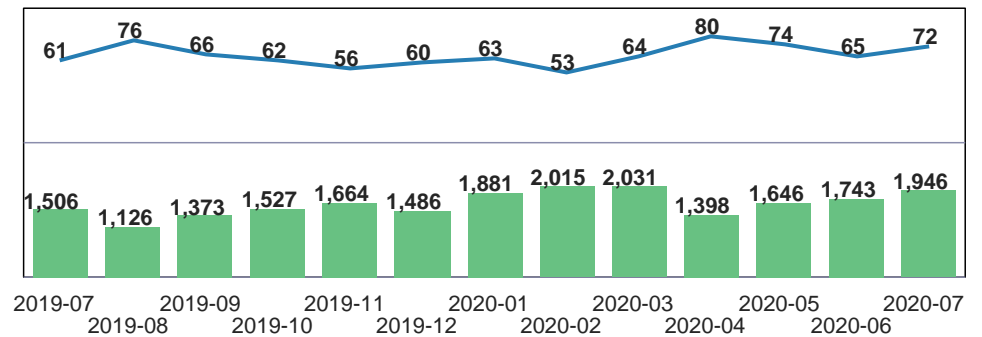
Real Destination



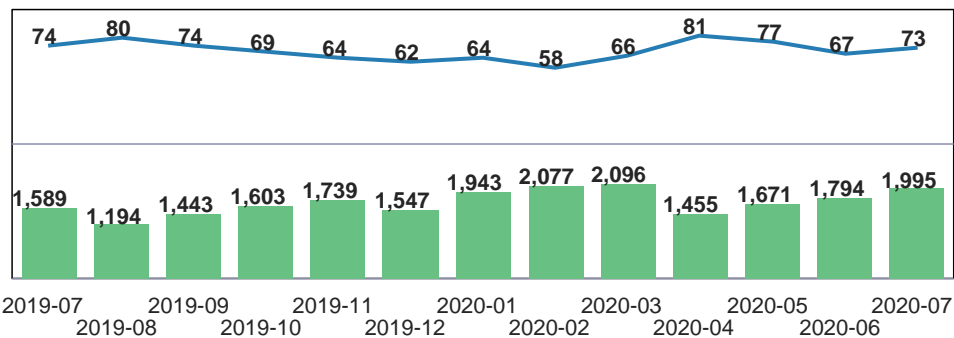
IM Origin



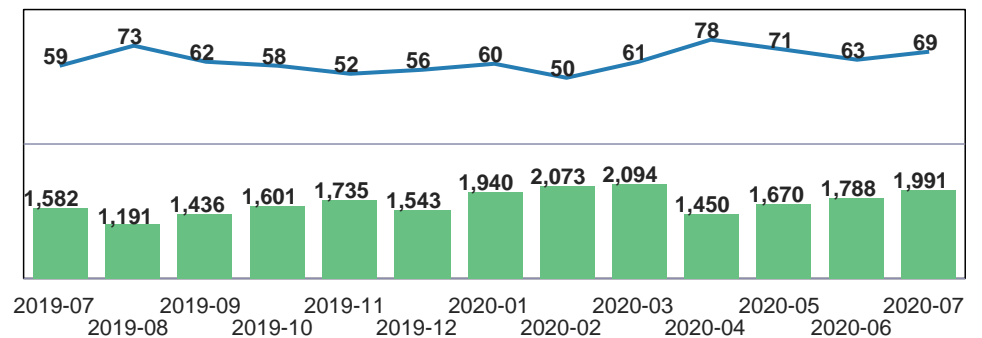
IM Destination



RFC Entry

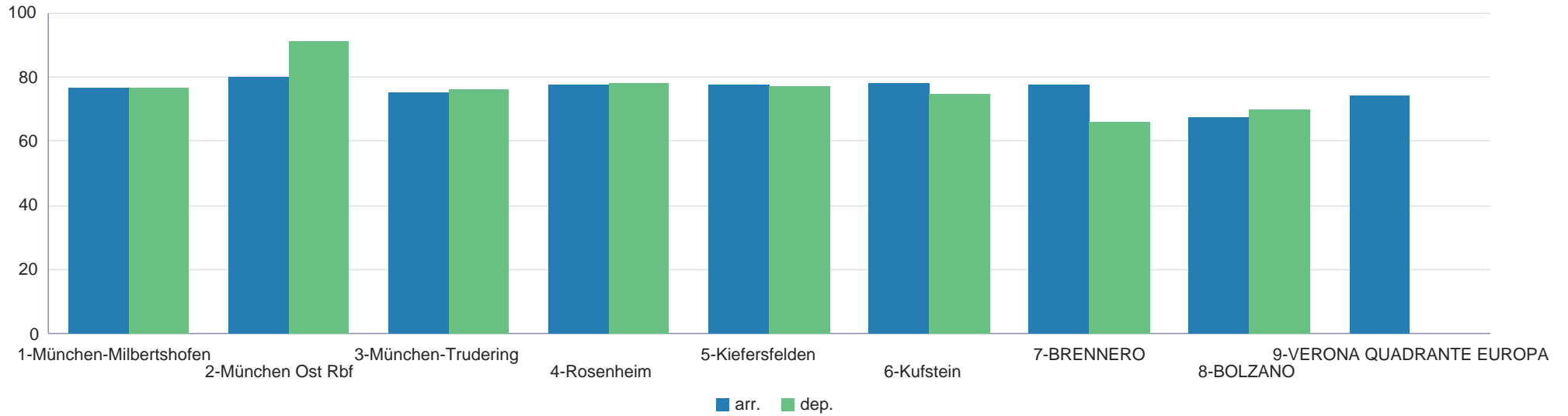


RFC Exit

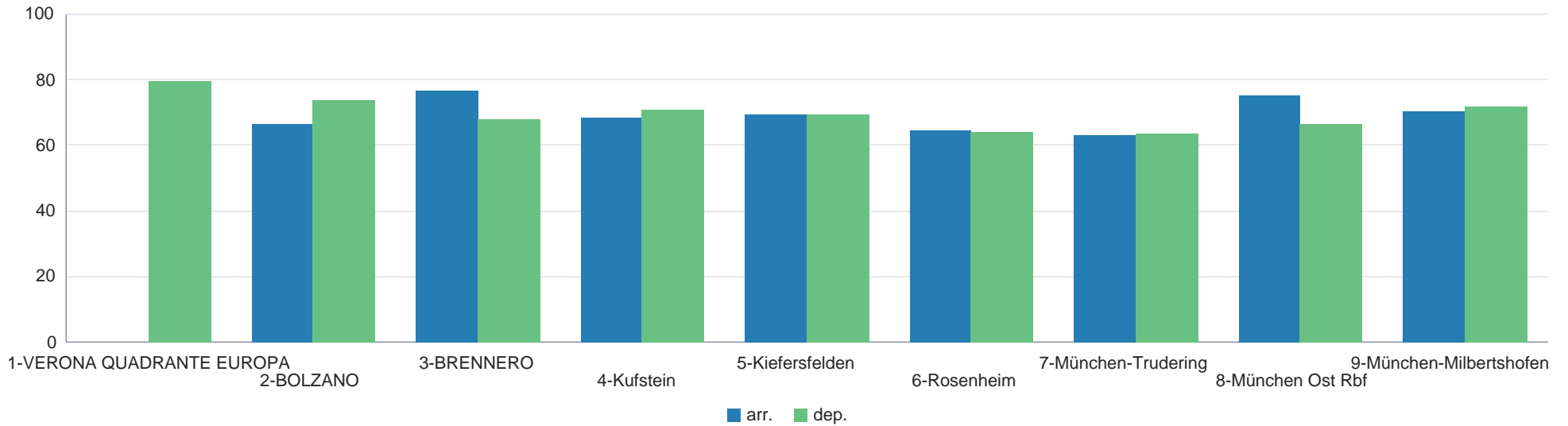


# Punctuality per location during chosen time period

Direction:North-South

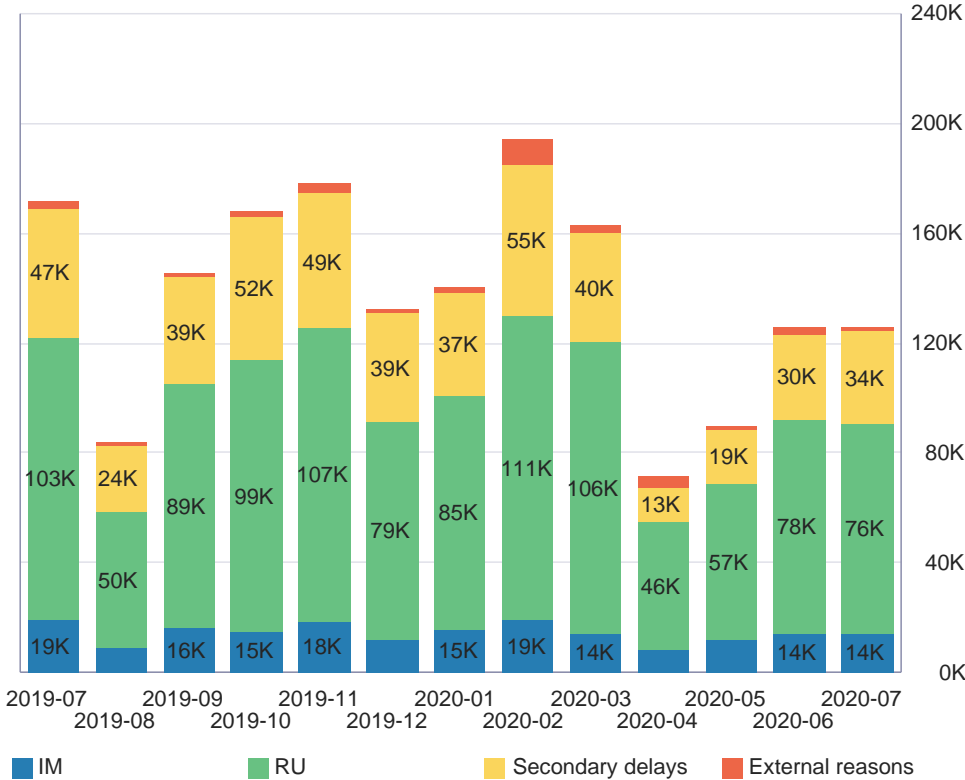


Direction:South-North

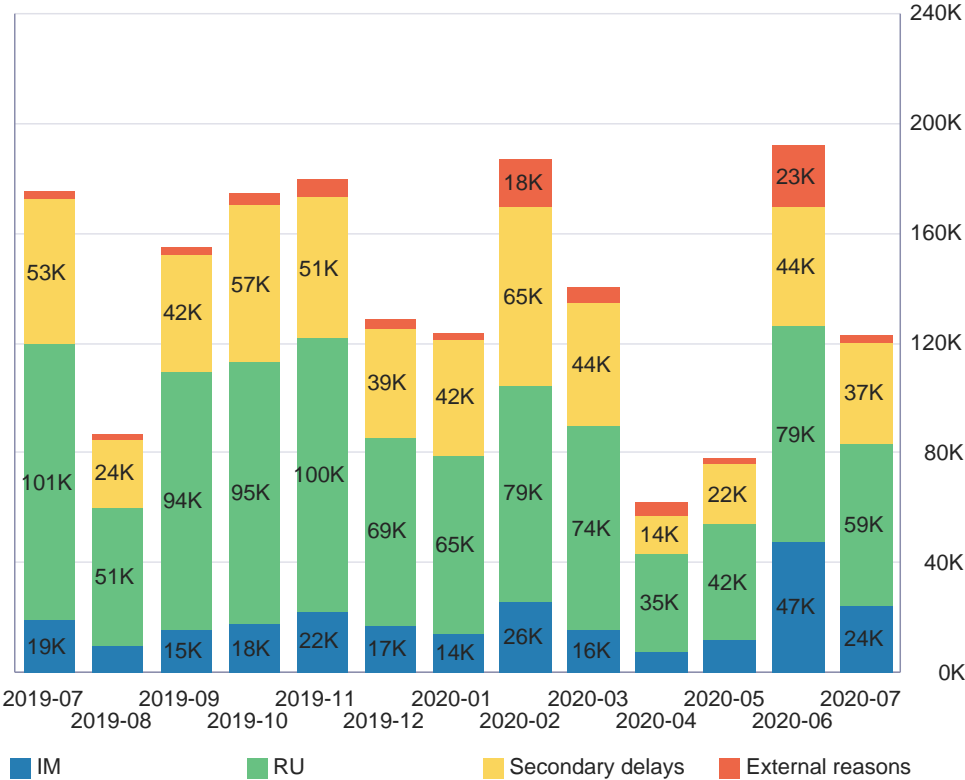


# Amount and Distribution of Delays over period of 13 months

## North-South



## South-North



# Key Figures Per Location during chosen time period

Direction: North-South

IM	Location	arr. / dep.	RA status	# of runs	Punctuality (%)	avg. delta	avg. delay of delayed runs	avg. delay of all runs	# of missing CTT	# of missing RA
DBNetz	München-Milbertshofen	arr.	arr.	8	75	21	40	22	0	0
DBNetz	München-Milbertshofen	arr.	run.thr.	370	76	17	130	34	16	0
<b>DBNetz</b>	<b>München-Milbertshofen</b>	<b>arr.</b>	<b>total</b>	<b>378</b>	<b>76</b>	<b>17</b>	<b>128</b>	<b>33</b>	<b>16</b>	<b>0</b>
DBNetz	München-Milbertshofen	dep.	dep.	8	75	17	36	18	0	0
DBNetz	München-Milbertshofen	dep.	orig.	3	100	-10		1	0	0
DBNetz	München-Milbertshofen	dep.	run.thr.	370	76	17	130	34	16	0
<b>DBNetz</b>	<b>München-Milbertshofen</b>	<b>dep.</b>	<b>total</b>	<b>381</b>	<b>77</b>	<b>17</b>	<b>128</b>	<b>33</b>	<b>16</b>	<b>0</b>
DBNetz	München Ost Rbf	arr.	arr.	102	80	-23	62	15	0	5
DBNetz	München Ost Rbf	arr.	dest.	1	0	71	71	71	0	0
<b>DBNetz</b>	<b>München Ost Rbf</b>	<b>arr.</b>	<b>total</b>	<b>103</b>	<b>80</b>	<b>-22</b>	<b>63</b>	<b>15</b>	<b>0</b>	<b>5</b>
DBNetz	München Ost Rbf	dep.	dep.	98	90	-6	60	9	0	1
DBNetz	München Ost Rbf	dep.	orig.	133	92	-9	66	9	0	0
<b>DBNetz</b>	<b>München Ost Rbf</b>	<b>dep.</b>	<b>total</b>	<b>231</b>	<b>91</b>	<b>-8</b>	<b>63</b>	<b>9</b>	<b>0</b>	<b>1</b>
DBNetz	München-Trudering	arr.	arr.	165	78	10	122	30	5	0
DBNetz	München-Trudering	arr.	run.thr.	702	75	20	133	37	1	0
<b>DBNetz</b>	<b>München-Trudering</b>	<b>arr.</b>	<b>total</b>	<b>867</b>	<b>75</b>	<b>18</b>	<b>131</b>	<b>35</b>	<b>6</b>	<b>0</b>
DBNetz	München-Trudering	dep.	dep.	165	81	7	138	29	4	1
DBNetz	München-Trudering	dep.	orig.	3	67	11	48	16	1	1
DBNetz	München-Trudering	dep.	run.thr.	702	75	20	133	37	1	0
<b>DBNetz</b>	<b>München-Trudering</b>	<b>dep.</b>	<b>total</b>	<b>870</b>	<b>76</b>	<b>17</b>	<b>133</b>	<b>35</b>	<b>6</b>	<b>2</b>
DBNetz	Rosenheim	arr.	arr.	112	68	42	157	55	1	0
DBNetz	Rosenheim	arr.	run.thr.	729	79	9	127	30	2	0
<b>DBNetz</b>	<b>Rosenheim</b>	<b>arr.</b>	<b>total</b>	<b>841</b>	<b>77</b>	<b>13</b>	<b>133</b>	<b>33</b>	<b>3</b>	<b>0</b>
DBNetz	Rosenheim	dep.	dep.	149	74	25	170	47	1	42
DBNetz	Rosenheim	dep.	orig.	2	50	20	54	27	0	0

IM	Location	arr. / dep.	RA status	# of runs	Punctuality (%)	avg. delta	avg. delay of delayed runs	avg. delay of all runs	# of missing CTT	# of missing RA
DBNetz	Rosenheim	dep.	run.thr.	734	79	9	129	30	2	0
<b>DBNetz</b>	<b>Rosenheim</b>	<b>dep.</b>	<b>total</b>	<b>885</b>	<b>78</b>	<b>12</b>	<b>137</b>	<b>33</b>	<b>3</b>	<b>42</b>
DBNetz	Kiefersfelden	arr.	arr.	38	87	14	279	37	3	28
DBNetz	Kiefersfelden	arr.	run.thr.	967	77	9	125	31	16	0
<b>DBNetz</b>	<b>Kiefersfelden</b>	<b>arr.</b>	<b>total</b>	<b>1,005</b>	<b>78</b>	<b>9</b>	<b>129</b>	<b>31</b>	<b>19</b>	<b>28</b>
DBNetz	Kiefersfelden	dep.	dep.	2	100	-119		9	0	2
DBNetz	Kiefersfelden	dep.	run.thr.	975	77	9	126	31	17	0
<b>DBNetz</b>	<b>Kiefersfelden</b>	<b>dep.</b>	<b>total</b>	<b>977</b>	<b>77</b>	<b>9</b>	<b>126</b>	<b>31</b>	<b>17</b>	<b>2</b>
OEBB INFRA	Kufstein	arr.	arr.	962	79	3	98	24	5	4
OEBB INFRA	Kufstein	arr.	dest.	90	69	38	210	68	5	3
OEBB INFRA	Kufstein	arr.	run.thr.	23	70	5	113	35	1	0
<b>OEBB INFRA</b>	<b>Kufstein</b>	<b>arr.</b>	<b>total</b>	<b>1,075</b>	<b>78</b>	<b>6</b>	<b>111</b>	<b>27</b>	<b>11</b>	<b>7</b>
OEBB INFRA	Kufstein	dep.	dep.	960	74	8	98	27	3	5
OEBB INFRA	Kufstein	dep.	orig.	19	68	28	138	45	3	0
OEBB INFRA	Kufstein	dep.	run.thr.	24	71	4	113	34	1	0
<b>OEBB INFRA</b>	<b>Kufstein</b>	<b>dep.</b>	<b>total</b>	<b>1,003</b>	<b>74</b>	<b>8</b>	<b>99</b>	<b>28</b>	<b>7</b>	<b>5</b>
RFI	BRENNERO	arr.	arr.	825	78	4	105	25	52	0
RFI	BRENNERO	arr.	run.thr.	32	53	38	89	46	0	0
<b>RFI</b>	<b>BRENNERO</b>	<b>arr.</b>	<b>total</b>	<b>857</b>	<b>77</b>	<b>5</b>	<b>104</b>	<b>26</b>	<b>52</b>	<b>0</b>
RFI	BRENNERO	dep.	dep.	860	66	22	84	31	54	33
RFI	BRENNERO	dep.	run.thr.	32	53	38	89	46	0	0
<b>RFI</b>	<b>BRENNERO</b>	<b>dep.</b>	<b>total</b>	<b>892</b>	<b>66</b>	<b>22</b>	<b>84</b>	<b>32</b>	<b>54</b>	<b>33</b>
RFI	BOLZANO	arr.	arr.	572	68	24	92	34	38	0
RFI	BOLZANO	arr.	dest.	3	67	4	36	12	0	0
RFI	BOLZANO	arr.	run.thr.	312	66	27	90	35	13	0
<b>RFI</b>	<b>BOLZANO</b>	<b>arr.</b>	<b>total</b>	<b>887</b>	<b>67</b>	<b>25</b>	<b>91</b>	<b>34</b>	<b>51</b>	<b>0</b>
RFI	BOLZANO	dep.	dep.	572	72	10	92	28	38	0
RFI	BOLZANO	dep.	run.thr.	312	66	27	90	35	13	0

IM	Location	arr. / dep.	RA status	# of runs	Punctuality (%)	avg. delta	avg. delay of delayed runs	avg. delay of all runs	# of missing CTT	# of missing RA
RFI	<b>BOLZANO</b>	dep.	total	884	70	16	91	31	51	0
RFI	VERONA QUADRANTE EUROPA	arr.	dest.	556	74	4	85	24	18	0
RFI	<b>VERONA QUADRANTE EUROPA</b>	arr.	total	556	74	4	85	24	18	0



## Key Figures Per Location during chosen time period

Direction: **South-North**

IM	Location	arr. / dep.	RA status	# of runs	Punctuality (%)	avg. delta	avg. delay of delayed runs	avg. delay of all runs	# of missing CTT	# of missing RA
RFI	VERONA QUADRANTE EUROPA	dep.	orig.	551	79	5	62	19	15	0
<b>RFI</b>	<b>VERONA QUADRANTE EUROPA</b>	<b>dep.</b>	<b>total</b>	<b>551</b>	<b>79</b>	<b>5</b>	<b>62</b>	<b>19</b>	<b>15</b>	<b>0</b>
RFI	BOLZANO	arr.	arr.	493	67	22	66	27	26	0
RFI	BOLZANO	arr.	run.thr.	374	66	15	77	31	8	0
<b>RFI</b>	<b>BOLZANO</b>	<b>arr.</b>	<b>total</b>	<b>867</b>	<b>66</b>	<b>19</b>	<b>71</b>	<b>29</b>	<b>34</b>	<b>0</b>
RFI	BOLZANO	dep.	dep.	494	79	3	68	18	26	1
RFI	BOLZANO	dep.	orig.	2	100	6		6	0	0
RFI	BOLZANO	dep.	run.thr.	374	66	15	77	31	8	0
<b>RFI</b>	<b>BOLZANO</b>	<b>dep.</b>	<b>total</b>	<b>870</b>	<b>73</b>	<b>8</b>	<b>73</b>	<b>23</b>	<b>34</b>	<b>1</b>
RFI	BRENNERO	arr.	arr.	870	76	-7	75	21	42	7
<b>RFI</b>	<b>BRENNERO</b>	<b>arr.</b>	<b>total</b>	<b>870</b>	<b>76</b>	<b>-7</b>	<b>75</b>	<b>21</b>	<b>42</b>	<b>7</b>
RFI	BRENNERO	dep.	dep.	854	68	18	81	30	42	0
<b>RFI</b>	<b>BRENNERO</b>	<b>dep.</b>	<b>total</b>	<b>854</b>	<b>68</b>	<b>18</b>	<b>81</b>	<b>30</b>	<b>42</b>	<b>0</b>
OEBB INFRA	Kufstein	arr.	arr.	1,013	69	17	89	31	1	1
OEBB INFRA	Kufstein	arr.	dest.	147	61	19	78	34	0	0
OEBB INFRA	Kufstein	arr.	run.thr.	21	95	-14	184	10	0	0
<b>OEBB INFRA</b>	<b>Kufstein</b>	<b>arr.</b>	<b>total</b>	<b>1,181</b>	<b>68</b>	<b>17</b>	<b>88</b>	<b>31</b>	<b>1</b>	<b>1</b>
OEBB INFRA	Kufstein	dep.	dep.	1,013	73	11	102	31	0	2
OEBB INFRA	Kufstein	dep.	orig.	76	39	101	183	113	8	6
OEBB INFRA	Kufstein	dep.	run.thr.	21	95	-14	184	10	0	0
<b>OEBB INFRA</b>	<b>Kufstein</b>	<b>dep.</b>	<b>total</b>	<b>1,110</b>	<b>71</b>	<b>17</b>	<b>114</b>	<b>36</b>	<b>8</b>	<b>8</b>
DBNetz	Kiefersfelden	arr.	arr.	3	100	-21		8	0	0
DBNetz	Kiefersfelden	arr.	run.thr.	1,094	69	19	116	38	42	0
<b>DBNetz</b>	<b>Kiefersfelden</b>	<b>arr.</b>	<b>total</b>	<b>1,097</b>	<b>69</b>	<b>19</b>	<b>116</b>	<b>38</b>	<b>42</b>	<b>0</b>

IM	Location	arr. / dep.	RA status	# of runs	Punctuality (%)	avg. delta	avg. delay of delayed runs	avg. delay of all runs	# of missing CTT	# of missing RA
DBNetz	Kiefersfelden	dep.	dep.	3	100	-35		0	0	0
DBNetz	Kiefersfelden	dep.	orig.	2	50	4	58	29	0	0
DBNetz	Kiefersfelden	dep.	run.thr.	1,094	69	19	116	38	42	0
<b>DBNetz</b>	<b>Kiefersfelden</b>	<b>dep.</b>	<b>total</b>	<b>1,099</b>	<b>69</b>	<b>19</b>	<b>116</b>	<b>38</b>	<b>42</b>	<b>0</b>
DBNetz	Rosenheim	arr.	arr.	218	60	38	138	58	0	1
DBNetz	Rosenheim	arr.	dest.	1	100	25		25	0	0
DBNetz	Rosenheim	arr.	run.thr.	562	66	23	110	40	11	0
<b>DBNetz</b>	<b>Rosenheim</b>	<b>arr.</b>	<b>total</b>	<b>781</b>	<b>64</b>	<b>27</b>	<b>119</b>	<b>45</b>	<b>11</b>	<b>1</b>
DBNetz	Rosenheim	dep.	dep.	331	60	33	130	55	3	115
DBNetz	Rosenheim	dep.	run.thr.	566	66	22	109	39	11	0
<b>DBNetz</b>	<b>Rosenheim</b>	<b>dep.</b>	<b>total</b>	<b>897</b>	<b>64</b>	<b>26</b>	<b>118</b>	<b>45</b>	<b>14</b>	<b>115</b>
DBNetz	München-Trudering	arr.	arr.	128	68	9	114	38	8	1
DBNetz	München-Trudering	arr.	run.thr.	740	62	29	119	47	23	0
<b>DBNetz</b>	<b>München-Trudering</b>	<b>arr.</b>	<b>total</b>	<b>868</b>	<b>63</b>	<b>26</b>	<b>118</b>	<b>46</b>	<b>31</b>	<b>1</b>
DBNetz	München-Trudering	dep.	dep.	128	69	4	115	37	8	2
DBNetz	München-Trudering	dep.	run.thr.	740	62	29	119	47	22	0
<b>DBNetz</b>	<b>München-Trudering</b>	<b>dep.</b>	<b>total</b>	<b>868</b>	<b>63</b>	<b>25</b>	<b>118</b>	<b>46</b>	<b>30</b>	<b>2</b>
DBNetz	München Ost Rbf	arr.	arr.	81	77	-1	92	24	0	18
DBNetz	München Ost Rbf	arr.	dest.	166	74	15	123	34	1	0
<b>DBNetz</b>	<b>München Ost Rbf</b>	<b>arr.</b>	<b>total</b>	<b>247</b>	<b>75</b>	<b>10</b>	<b>114</b>	<b>31</b>	<b>1</b>	<b>18</b>
DBNetz	München Ost Rbf	dep.	dep.	62	66	14	101	37	1	0
<b>DBNetz</b>	<b>München Ost Rbf</b>	<b>dep.</b>	<b>total</b>	<b>62</b>	<b>66</b>	<b>14</b>	<b>101</b>	<b>37</b>	<b>1</b>	<b>0</b>
DBNetz	München-Milbertshofen	arr.	arr.	18	72	6	76	23	2	0
DBNetz	München-Milbertshofen	arr.	dest.	5	0	78	78	78	0	0
DBNetz	München-Milbertshofen	arr.	run.thr.	354	71	6	111	34	16	0
<b>DBNetz</b>	<b>München-Milbertshofen</b>	<b>arr.</b>	<b>total</b>	<b>377</b>	<b>70</b>	<b>7</b>	<b>108</b>	<b>34</b>	<b>18</b>	<b>0</b>
DBNetz	München-Milbertshofen	dep.	dep.	18	78	-0	78	20	2	0
DBNetz	München-Milbertshofen	dep.	run.thr.	354	71	6	111	34	16	0

IM	Location	arr. / dep.	RA status	# of runs	Punctuality (%)	avg. delta	avg. delay of delayed runs	avg. delay of all runs	# of missing CTT	# of missing RA
DBNetz	München-Milbertshofen	dep.	total	372	72	6	110	33	18	0