

Rail Freight Corridor Punctuality Development Report Southern part (Italy / Austria / Germany)

Parameters:

Time period:	2020-05
Train type:	Freight
Punctuality threshold:	30 min.
Train number from:	
Train number to:	
List of train numbers:	
Point list name:	RFC3 Brennero
List of points:	
List of IMs:	
List of RUs:	

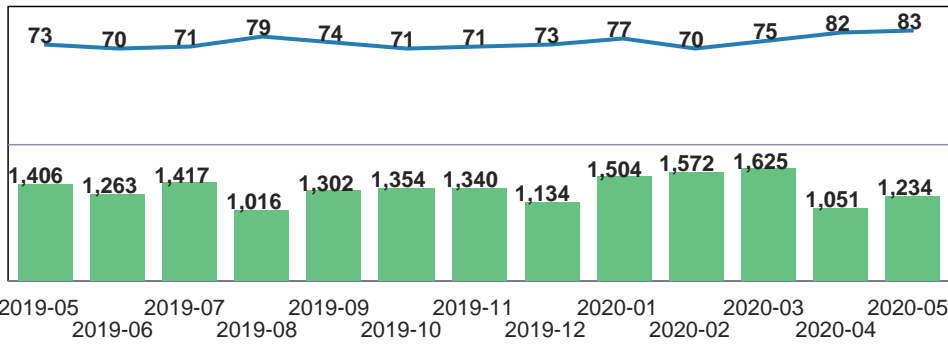
*parameter will not be shown in table above if it is not chosen or entered (train from/to, list of train numbers) or if all possible options are chosen (list of points, list of IMs, list of RUs).

Number of trains considered in report:

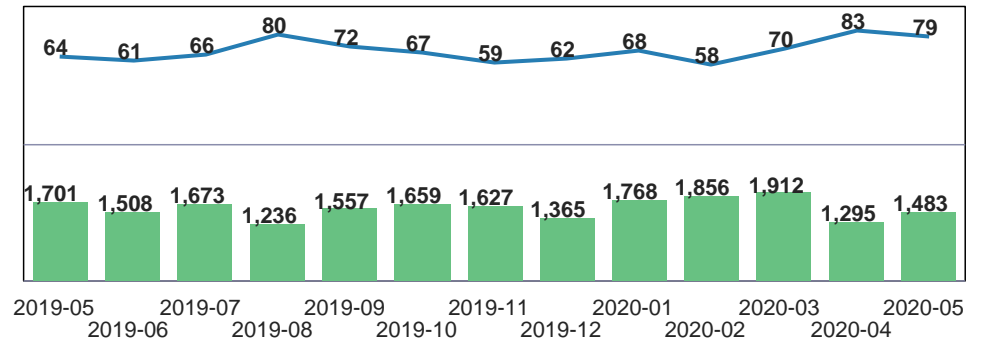
North-South	South-North
Number of trains	Number of trains
1509	1673

Punctuality Development over period of 13 months North-South

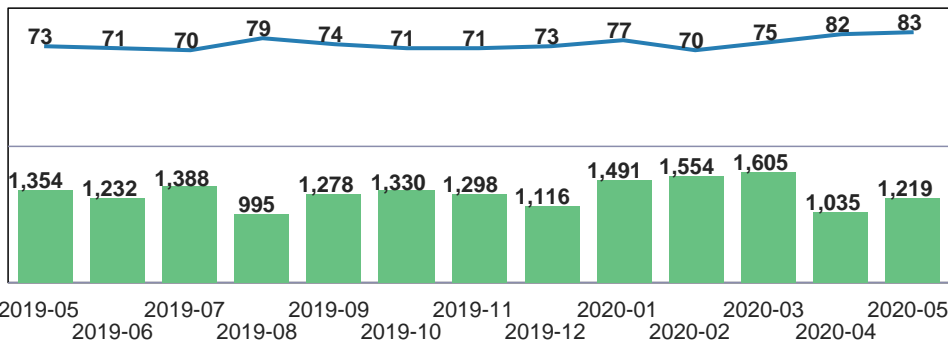
Real Origin



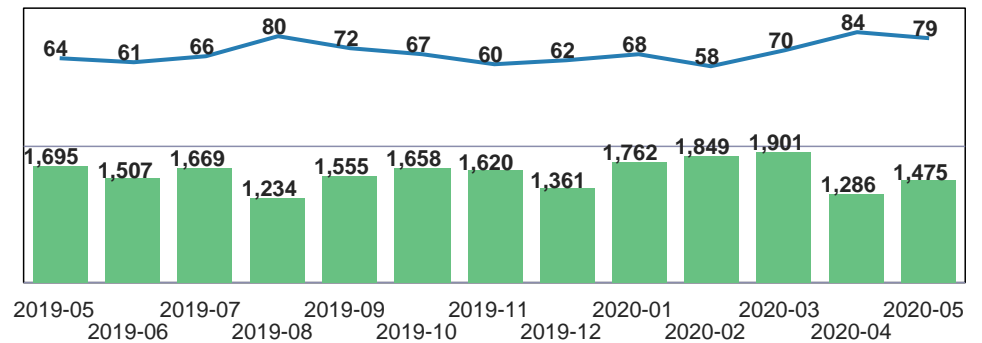
Real Destination



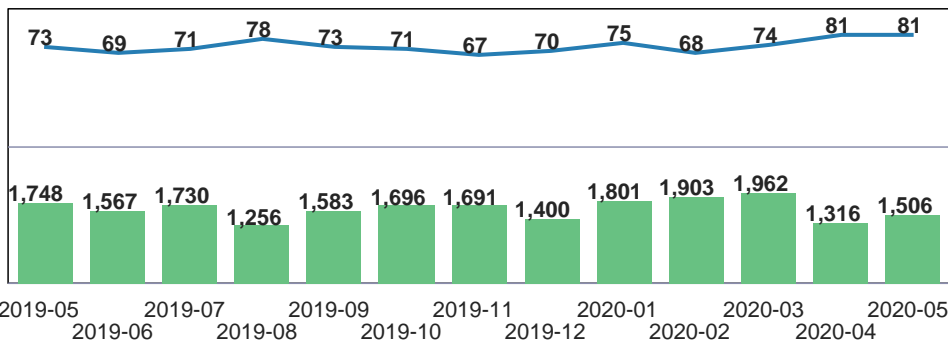
IM Origin



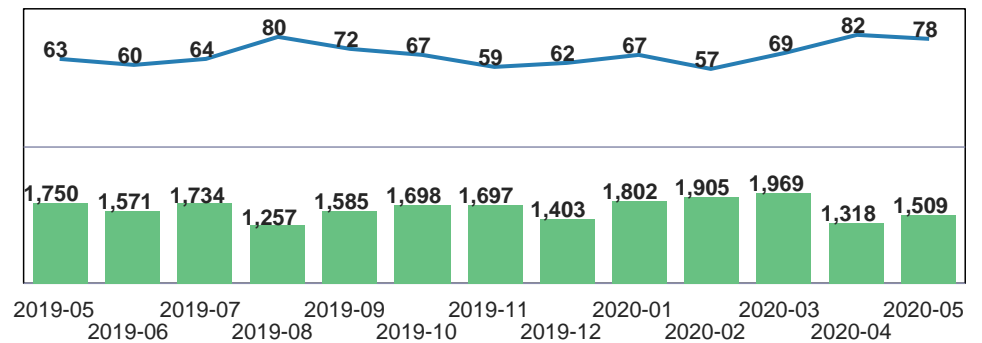
IM Destination



RFC Entry

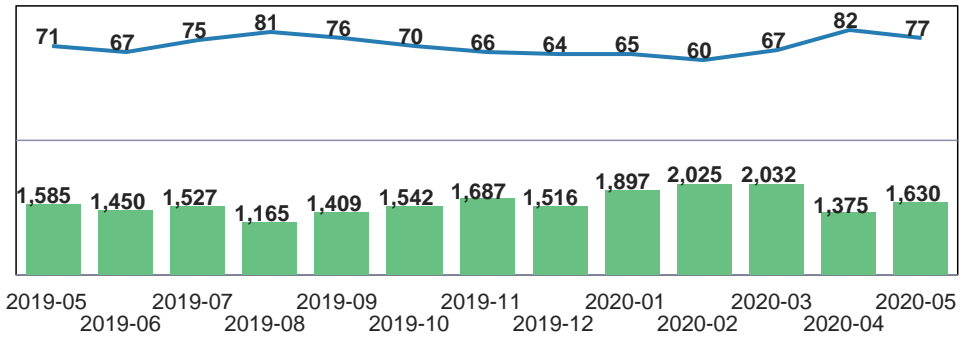


RFC Exit

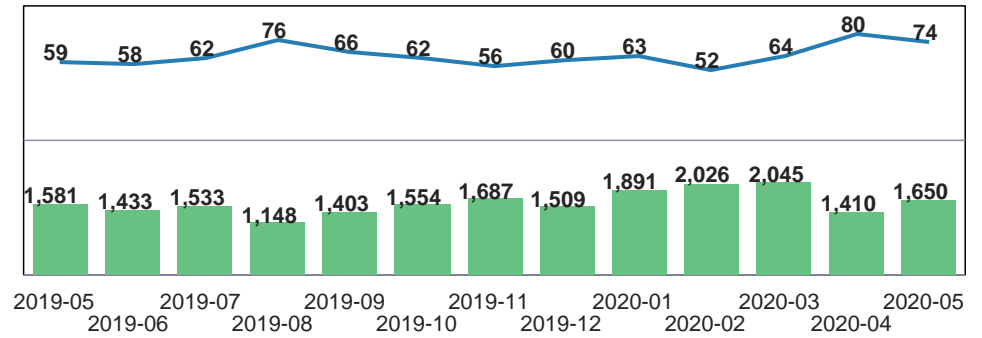


Punctuality Development over period of 13 months South-North

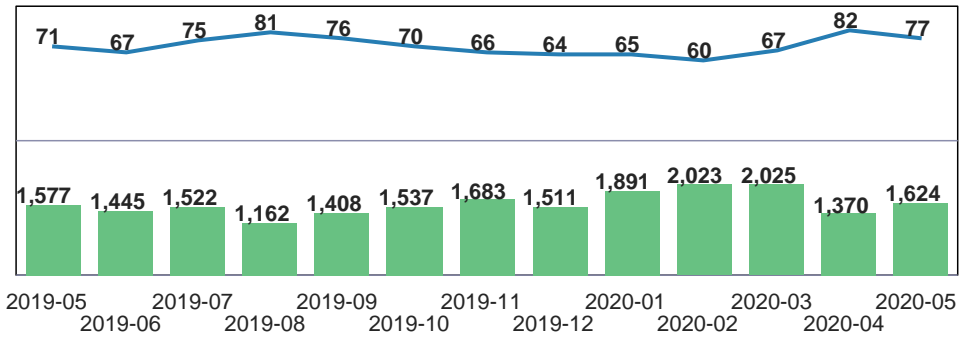
Real Origin



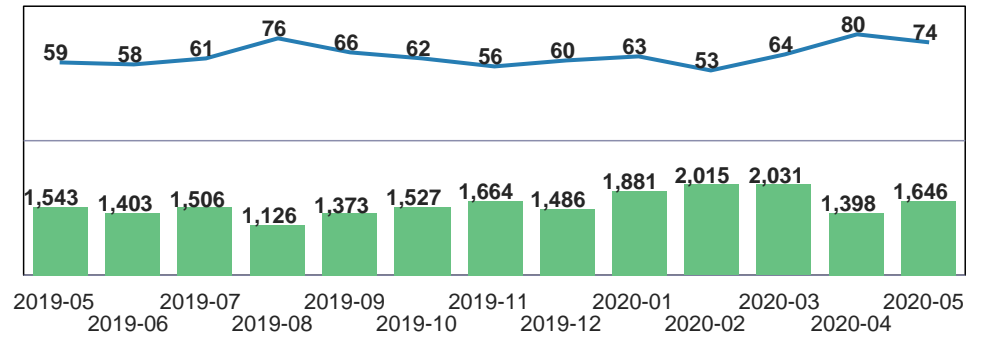
Real Destination



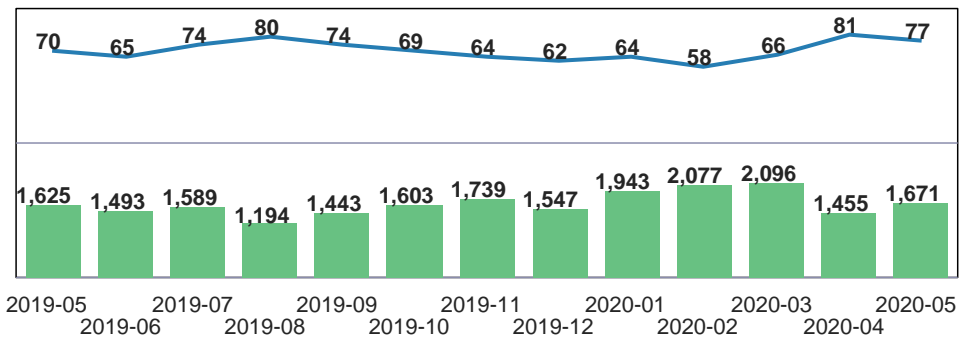
IM Origin



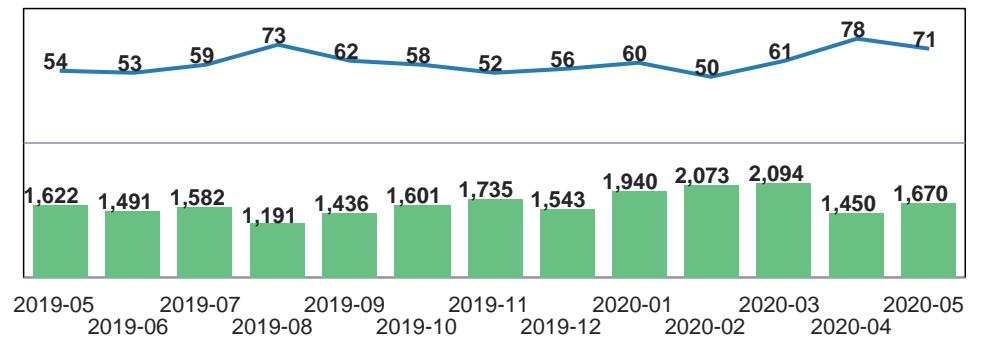
IM Destination



RFC Entry

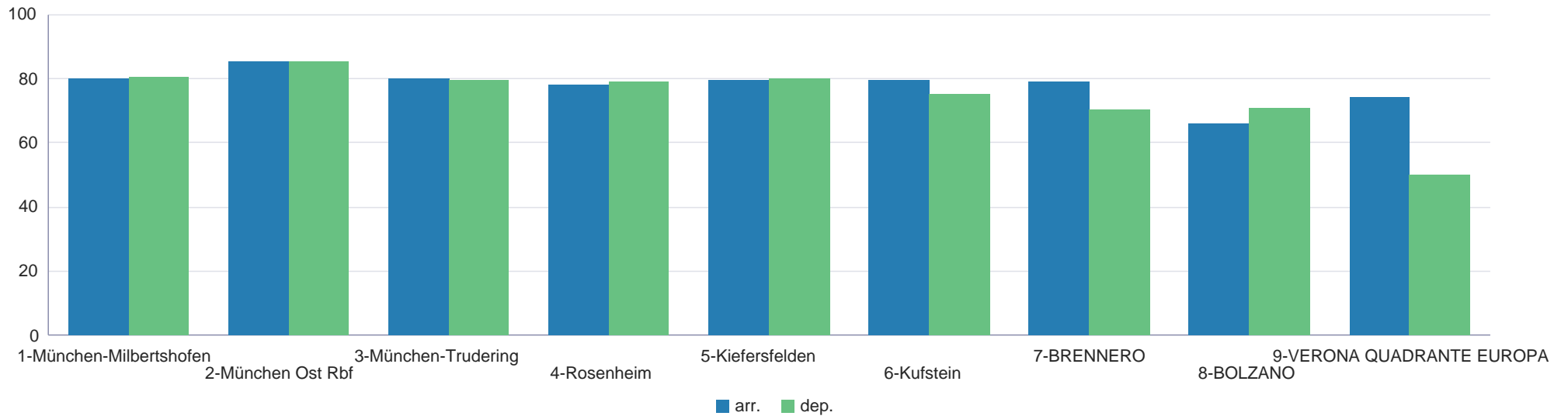


RFC Exit

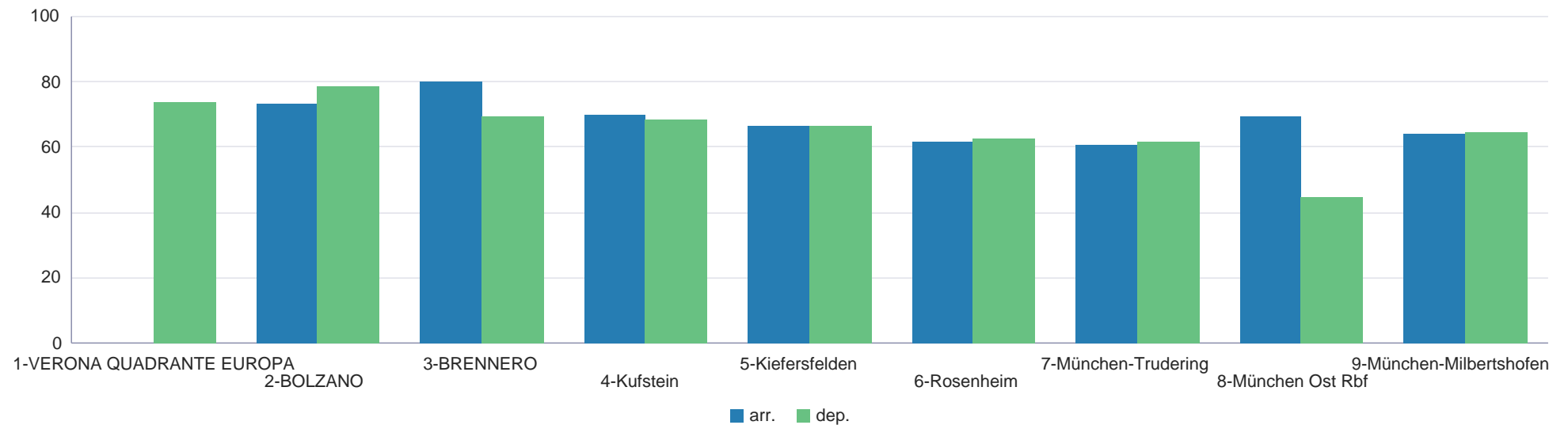


Punctuality per location during chosen time period

Direction:North-South

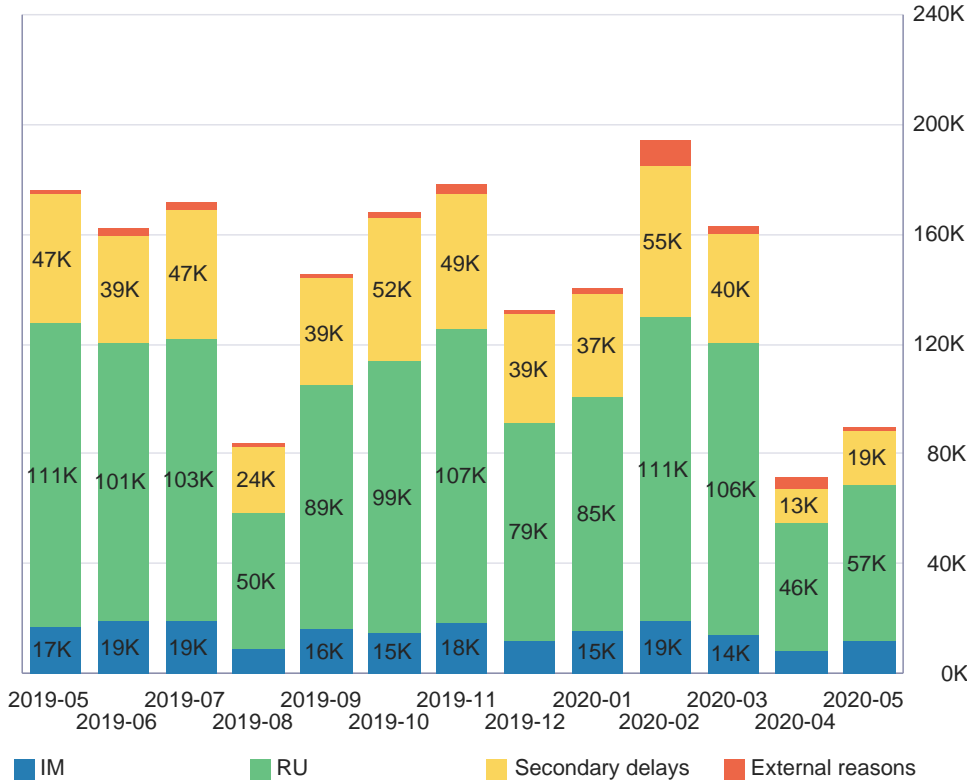


Direction:South-North

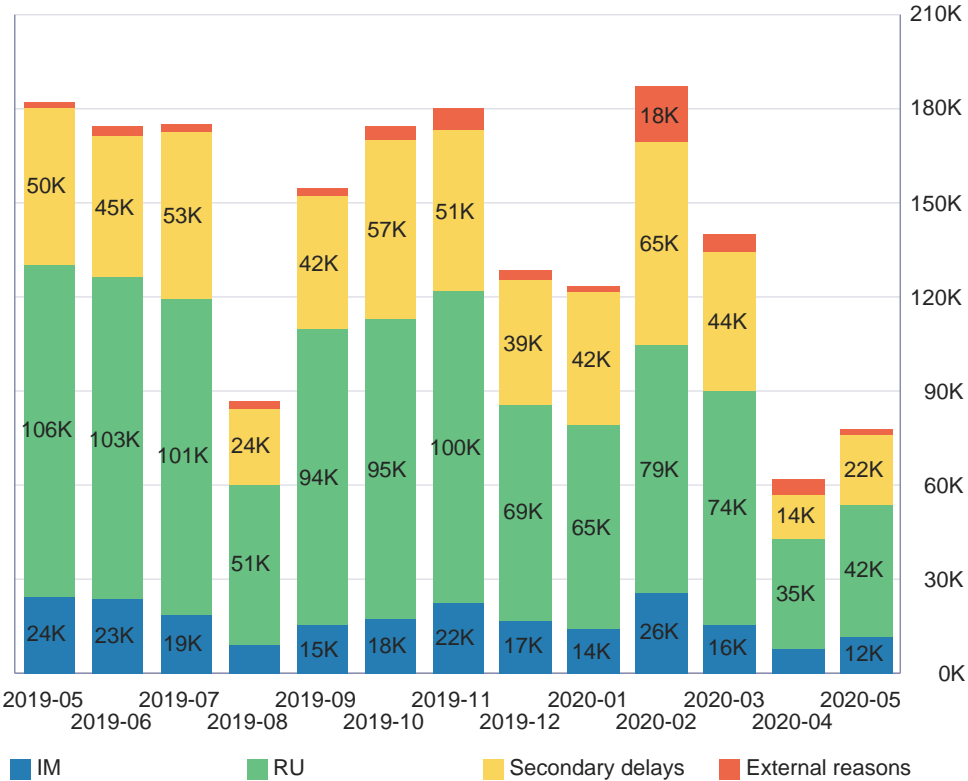


Amount and Distribution of Delays over period of 13 months

North-South



South-North



Key Figures Per Location during chosen time period

Direction: North-South

IM	Location	arr. / dep.	RA status	# of runs	Punctuality (%)	avg. delta	avg. delay of delayed runs	avg. delay of all runs	# of missing CTT	# of missing RA
DBNetz	München-Milbertshofen	arr.	arr.	16	38	39	67	46	0	0
DBNetz	München-Milbertshofen	arr.	run.thr.	301	82	4	88	19	32	0
DBNetz	München-Milbertshofen	arr.	total	317	80	5	85	21	32	0
DBNetz	München-Milbertshofen	dep.	dep.	19	47	14	60	35	0	3
DBNetz	München-Milbertshofen	dep.	orig.	6	100	-69		0	0	0
DBNetz	München-Milbertshofen	dep.	run.thr.	301	82	4	88	19	32	0
DBNetz	München-Milbertshofen	dep.	total	326	80	3	84	20	32	3
DBNetz	München Ost Rbf	arr.	arr.	80	86	-29	74	14	0	5
DBNetz	München Ost Rbf	arr.	dest.	1	0	43	43	43	0	0
DBNetz	München Ost Rbf	arr.	total	81	85	-28	71	14	0	5
DBNetz	München Ost Rbf	dep.	dep.	77	84	-1	77	14	0	2
DBNetz	München Ost Rbf	dep.	orig.	123	85	4	145	24	0	0
DBNetz	München Ost Rbf	dep.	total	200	85	2	118	20	0	2
DBNetz	München-Trudering	arr.	arr.	152	74	3	89	25	21	2
DBNetz	München-Trudering	arr.	run.thr.	547	82	4	111	24	6	0
DBNetz	München-Trudering	arr.	total	699	80	4	105	24	27	2
DBNetz	München-Trudering	dep.	dep.	147	69	10	98	32	20	2
DBNetz	München-Trudering	dep.	run.thr.	549	82	4	111	24	6	0
DBNetz	München-Trudering	dep.	total	696	79	5	107	26	26	2
DBNetz	Rosenheim	arr.	arr.	110	76	13	139	35	0	2
DBNetz	Rosenheim	arr.	run.thr.	574	78	3	105	26	1	0
DBNetz	Rosenheim	arr.	total	684	78	5	111	27	1	2
DBNetz	Rosenheim	dep.	dep.	137	81	-1	140	28	0	33
DBNetz	Rosenheim	dep.	run.thr.	578	79	3	105	25	1	0
DBNetz	Rosenheim	dep.	total	715	79	2	111	26	1	33

IM	Location	arr. / dep.	RA status	# of runs	Punctuality (%)	avg. delta	avg. delay of delayed runs	avg. delay of all runs	# of missing CTT	# of missing RA
DBNetz	Kiefersfelden	arr.	arr.	39	79	8	150	32	4	22
DBNetz	Kiefersfelden	arr.	run.thr.	793	79	2	111	26	5	0
DBNetz	Kiefersfelden	arr.	total	832	79	2	113	26	9	22
DBNetz	Kiefersfelden	dep.	orig.	1	0	754	754	754	0	0
DBNetz	Kiefersfelden	dep.	run.thr.	811	80	2	111	25	9	0
DBNetz	Kiefersfelden	dep.	total	812	80	3	115	26	9	0
OEBB INFRA	Kufstein	arr.	arr.	794	81	-6	78	18	13	1
OEBB INFRA	Kufstein	arr.	dest.	70	61	52	217	85	5	4
OEBB INFRA	Kufstein	arr.	run.thr.	25	72	15	102	30	0	0
OEBB INFRA	Kufstein	arr.	total	889	79	-1	99	23	18	5
OEBB INFRA	Kufstein	dep.	dep.	790	75	1	75	21	6	4
OEBB INFRA	Kufstein	dep.	orig.	41	68	18	65	29	6	0
OEBB INFRA	Kufstein	dep.	run.thr.	25	72	15	102	30	0	0
OEBB INFRA	Kufstein	dep.	total	856	75	2	75	22	12	4
RFI	BRENNERO	arr.	arr.	678	79	-2	82	20	445	0
RFI	BRENNERO	arr.	run.thr.	22	73	12	88	28	0	0
RFI	BRENNERO	arr.	total	700	79	-1	83	20	445	0
RFI	BRENNERO	dep.	dep.	730	70	18	77	27	446	22
RFI	BRENNERO	dep.	run.thr.	22	73	12	88	28	0	0
RFI	BRENNERO	dep.	total	752	70	18	77	27	446	22
RFI	BOLZANO	arr.	arr.	472	66	22	80	31	4	0
RFI	BOLZANO	arr.	dest.	3	67	53	146	54	1	0
RFI	BOLZANO	arr.	run.thr.	280	65	21	70	30	7	0
RFI	BOLZANO	arr.	total	755	66	22	76	31	12	0
RFI	BOLZANO	dep.	dep.	472	74	6	81	24	4	0
RFI	BOLZANO	dep.	run.thr.	280	65	21	70	30	7	0
RFI	BOLZANO	dep.	total	752	71	12	76	26	11	0
RFI	VERONA QUADRANTE EUROPA	arr.	dest.	466	74	3	79	23	0	0

IM	Location	arr. / dep.	RA status	# of runs	Punctuality (%)	avg. delta	avg. delay of delayed runs	avg. delay of all runs	# of missing CTT	# of missing RA
RFI	VERONA QUADRANTE EUROPA	arr.	total	466	74	3	79	23	0	0
RFI	VERONA QUADRANTE EUROPA	dep.	orig.	2	50	23	31	23	0	0
RFI	VERONA QUADRANTE EUROPA	dep.	total	2	50	23	31	23	0	0

Key Figures Per Location during chosen time period

Direction: **South-North**

IM	Location	arr. / dep.	RA status	# of runs	Punctuality (%)	avg. delta	avg. delay of delayed runs	avg. delay of all runs	# of missing CTT	# of missing RA
RFI	VERONA QUADRANTE EUROPA	dep.	orig.	441	74	15	55	20	0	0
RFI	VERONA QUADRANTE EUROPA	dep.	total	441	74	15	55	20	0	0
RFI	BOLZANO	arr.	arr.	392	73	13	66	22	2	0
RFI	BOLZANO	arr.	run.thr.	284	73	2	71	23	1	0
RFI	BOLZANO	arr.	total	676	73	8	68	22	3	0
RFI	BOLZANO	dep.	dep.	393	82	-5	67	15	2	1
RFI	BOLZANO	dep.	orig.	1	100	6		6	0	0
RFI	BOLZANO	dep.	run.thr.	284	73	2	71	23	1	0
RFI	BOLZANO	dep.	total	678	78	-2	69	18	3	1
RFI	BRENNERO	arr.	arr.	679	80	-4	75	18	4	4
RFI	BRENNERO	arr.	total	679	80	-4	75	18	4	4
RFI	BRENNERO	dep.	dep.	663	69	16	83	30	4	0
RFI	BRENNERO	dep.	total	663	69	16	83	30	4	0
OEBB INFRA	Kufstein	arr.	arr.	764	70	14	92	31	2	0
OEBB INFRA	Kufstein	arr.	dest.	152	67	16	92	33	1	2
OEBB INFRA	Kufstein	arr.	run.thr.	21	76	-3	68	18	0	0
OEBB INFRA	Kufstein	arr.	total	937	69	14	91	31	3	2
OEBB INFRA	Kufstein	dep.	dep.	764	70	14	109	36	2	0
OEBB INFRA	Kufstein	dep.	orig.	77	51	84	188	96	10	8
OEBB INFRA	Kufstein	dep.	run.thr.	21	76	-3	68	18	0	0
OEBB INFRA	Kufstein	dep.	total	862	68	20	119	41	12	8
DBNetz	Kiefersfelden	arr.	arr.	10	70	13	89	30	2	0
DBNetz	Kiefersfelden	arr.	run.thr.	841	66	22	119	42	9	0
DBNetz	Kiefersfelden	arr.	total	851	66	21	119	42	11	0

IM	Location	arr. / dep.	RA status	# of runs	Punctuality (%)	avg. delta	avg. delay of delayed runs	avg. delay of all runs	# of missing CTT	# of missing RA
DBNetz	Kiefersfelden	dep.	dep.	12	75	14	110	32	3	1
DBNetz	Kiefersfelden	dep.	orig.	1	0	73	73	73	0	0
DBNetz	Kiefersfelden	dep.	run.thr.	841	66	22	119	42	9	0
DBNetz	Kiefersfelden	dep.	total	854	66	22	119	42	12	1
DBNetz	Rosenheim	arr.	arr.	180	51	33	107	55	1	1
DBNetz	Rosenheim	arr.	dest.	1	100	21		21	0	0
DBNetz	Rosenheim	arr.	run.thr.	461	66	28	130	47	9	0
DBNetz	Rosenheim	arr.	total	642	62	29	122	49	10	1
DBNetz	Rosenheim	dep.	dep.	251	56	28	113	52	1	73
DBNetz	Rosenheim	dep.	run.thr.	462	66	28	130	47	9	0
DBNetz	Rosenheim	dep.	total	713	62	28	123	49	10	73
DBNetz	München-Trudering	arr.	arr.	131	64	18	125	47	23	1
DBNetz	München-Trudering	arr.	dest.	1	100	-52		0	0	0
DBNetz	München-Trudering	arr.	run.thr.	569	59	32	122	52	31	0
DBNetz	München-Trudering	arr.	total	701	60	29	123	51	54	1
DBNetz	München-Trudering	dep.	dep.	128	70	7	133	41	23	0
DBNetz	München-Trudering	dep.	run.thr.	571	59	32	122	52	30	0
DBNetz	München-Trudering	dep.	total	699	61	27	124	50	53	0
DBNetz	München Ost Rbf	arr.	arr.	71	59	17	95	40	6	5
DBNetz	München Ost Rbf	arr.	dest.	138	75	2	93	27	4	1
DBNetz	München Ost Rbf	arr.	run.thr.	1	0	103	103	103	0	0
DBNetz	München Ost Rbf	arr.	total	210	69	8	94	32	10	6
DBNetz	München Ost Rbf	dep.	dep.	66	45	51	113	64	6	0
DBNetz	München Ost Rbf	dep.	run.thr.	1	0	103	103	103	0	0
DBNetz	München Ost Rbf	dep.	total	67	45	52	113	65	6	0
DBNetz	München-Milbertshofen	arr.	arr.	3	100	-67		5	0	0
DBNetz	München-Milbertshofen	arr.	dest.	10	50	56	107	58	0	0
DBNetz	München-Milbertshofen	arr.	run.thr.	343	64	24	135	50	39	0

IM	Location	arr. / dep.	RA status	# of runs	Punctuality (%)	avg. delta	avg. delay of delayed runs	avg. delay of all runs	# of missing CTT	# of missing RA
DBNetz	München-Milbertshofen	arr.	total	356	64	24	133	50	39	0
DBNetz	München-Milbertshofen	dep.	dep.	3	100	-44		4	0	0
DBNetz	München-Milbertshofen	dep.	run.thr.	343	64	24	135	50	39	0
DBNetz	München-Milbertshofen	dep.	total	346	64	24	135	49	39	0